


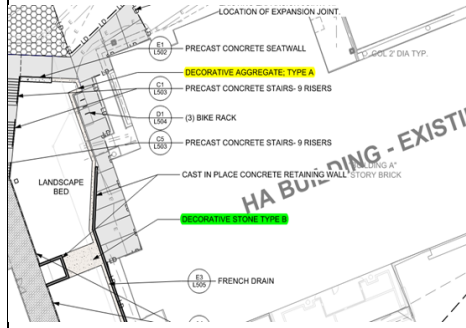
RFI No	Affected Bid Package	Reference Document Name	Page / Section	Question	Response
1	10C - Division 10 Specialties	Bid Manual	Equipment List	Is the paper Towel Dispenser noted in the biology lab 215 supposed to be CFCI? All other paper towel dispensers are OFOI. If CFCI, provide manufacturer information to purchase/install.	Paper towel dispensers in Biology Lab to be OFOI. The equipment list has been updated.
2	10C - Division 10 Specialties	Bid Manual	Equipment List	In room 367, the equipment list notes a patient lift - ceiling. Please provide specific product for both the track and lift. Confirm fully installed fixed system. What accessories are to be included? Are the accessories to be included as add alternates or base bid?	Provide Arjo KWIKtrak with Maxi Sky 2 lift in base bid. Any additional accessories by owner. The equipment list has been updated.
3	10C - Division 10 Specialties	Bid Manual	Equipment List	There are two items shown in the list for building HB. Please confirm that these are not to be included in this package as no work is shown to occur in HB. If they are only to be relocated, please update to OFCI and note where they should be relocated to.	These items are to be relocated from the HB temporary Respiratory Therapy Lab into the new HD Respiratory Therapy Lab. They have been updated to OFCI in the HD equipment list.
4	12B - Lab Casework & Equipment	Bid Manual	Equipment List	It appears that the Acid Storage Cabinet and the Corrosive/Flammable Storage Cabinet are listed twice in the equipment list. Please confirm that there is only one required.	Provide (1) acid cabinet and (1) corrosive cabinet that will stack, and (1) flammable cabinet. Refer to the updated equipment list and Lab Prep elevations.
5	10C - Division 10 Specialties	Bid Manual	Equipment List	It appears that the MRI Fire Extinguisher is listed twice in the equipment list. Once is listed as OFOI and the other as CFCI. Please confirm that this is OFOI.	Provide (1) MRI safe fire extinguisher, CFCI.
6	27B - AV Systems	Bid Manual	Equipment List	4 existing monitors are to be relocated to NDT lab - 2 in 212A and 212B. Confirm the monitor mounts are being relocated with the monitors and will not need to be purchased for the installation. If not, please provide a monitor mount to be purchased. The drawings call for these items to be CFCI. Please confirm who provides these items.	These existing monitors are no longer needed. They have been removed from the equipment list.
7	22A - Plumbing, Med Gas, Mechanical, Controls, Controls Integration	Bid Manual	Equipment List	There are multiple pieces of equipment being provided that are "non-functional." Please confirm that the they can be functional, just not wired or hooked up. For example, the stove only needs to look like a stove, but doesn't need to be a specifically non-functional stove.	Confirmed.
8	12B - Lab Casework & Equipment	Bid Manual	Equipment List	Does a base need to be purchased for the corrosive/flammable storage?	Yes, provide (2) SciMatCo SC2061 bases. This information has been added to the equipment list.
9	10C - Division 10 Specialties	Bid Manual	Equipment List	Please confirm a manufacturer and model for the first aid kits in the lobbies.	First aid kits to be Uline model #H-1293. This information has been added to the equipment list.
10	10C - Division 10 Specialties	Bid Manual	Equipment List	Please provide an approximate weight requirement for the hooks in moulage prep. Please confirm if they should be screwed into the cabinets or utilize a 3M style attachment. Confirm the count. No count is provided.	Hooks to be Home Decorators Collection model #1005498195. Provide 6 on each side of sink, 12 total. Hooks to be screwed into sides of cabinets. This information has been added to the equipment list.

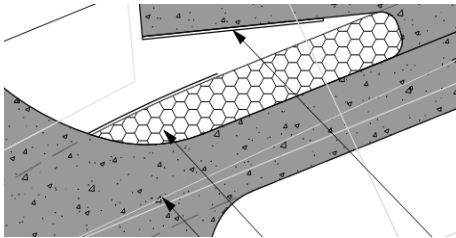
11	All	Drawings	Multiple	<p>These following drawings are provided in the drawing set but are not listed on the Table of Contents</p> <ul style="list-style-type: none"> -L8.00 Tree Conservation Plan (02-Landscaping) -S1701 3D Views (03-Structural) <p>These drawings show up on the Table of Contents but not in the drawing set</p> <ul style="list-style-type: none"> -FR3102 Furniture Plan-Level 2 (06-Furniture) -AV1603 AV Equipment Schedule (11-Technology AV) -AV1604 AV Equipment Schedule (11-Technology AV) -AV1607 SIM Equipment Schedule (11-Technology AV) <p>This drawing has one name in the Table of Contents but a different name on the actual drawing</p> <ul style="list-style-type: none"> -In TOC: PV1502 Communications Single Line Diagram & Details -On Drawing: PV 1502 Electrical Tables and Schedules <p>Please clarify.</p>	Drawing list has been corrected and will be issued with Addendum #1.
12	32B Landscape / 10A Signage	Drawings	L131	A fourth monumental sign is shown on the Civil / Site Plan near the northwest corner of the building. This monumental sign is not shown in the Landscape Plans. Please confirm install of this sign and that it is to receive decorative aggregate "mowstrip". Please update the drawings accordingly.	This monumental sign shown on the civil plan is a sheet visibility error. There is no sign in that location.
13	32A - Sitework	Drawings	L132	The driveway to the Parking Deck shown on L132 does not have a curb type identified. Please confirm this driveway is to have a 2' concrete curb and gutter per detail C5/L501.	Driveway to have a 30" NCDOT Standard Curb & Gutter.
14	22A - Plumbing, Med Gas, Mechanical, Controls, Controls Integration / 26A Electrical, FA, BDA	Bid Manual	Equipment List	Please confirm that the flash sterilizer has been changed and does not have any water hookups nor electrical hard wiring.	Full size flash sterilizer has been revised to a countertop model. It will require a dedicated outlet but no water line. Refer to the updated equipment list and MEP drawings.
15	27B - AV Systems	Specifications	274000-2	Please remove all prequalified bidders from the list of AV Vendors allowed to proposed on this project as listed in the Specifications. Wake Tech does not qualify vendors. AV Vendors are subject to prequalification to this project requirements only. See list of prequalified bidders for those able to bid this project.	This has been removed.
16	09F - Paint	Specifications	99725	Please indicate where the mineral-based stain is to go. There is a spec, but don't see where it is shown in the drawings.	Sheet A2400 calls for "concrete coating underside of precast stairs to match trespas english red." This is the mineral-based stain. This sheet has been updated to clarify that it is the mineral based stain (MS1 & MS2). Exterior Material Schedule has been updated to reflect the changes on sheet A2200.
17	08A - Doors, Frames, & Hardware	Drawings	A1502 & A1503	ICU slider doors are not shown on the door schedule. In the door schedule, they are called out as wood door and automatic slider which they do not appear to be. Please clarify.	A note has been included in the opening schedule (referencing A1502 and A1503) to indicate the ICU door featuring a breakout panel. Additionally, a note has been added regarding the interior opening type P4.2 (referencing A1500).

18	05A - Structural Steel	Drawings	S1001	Is AESS required? Confirm only for structural members not for site elements.	BSA: The following Architectural Sheets have been updated: A1406, A1407, A1101A, A1101, A1101B, A1200, A1375, and A1376. Please note that modifications have been made regarding AESS in the specified locations. LM: General note on S1001 has been revised to refer to architectural drawings for AESS locations.
19	10A - Signage (Interior & Exterior)	Drawings	IF1300	Details for the interior panel signs is missing from the sheet. Design team to send updated sheet.	Revised sheet distributed on 2/25/2025.
20	10A - Signage (Interior & Exterior)	Bid Manual	Schedule A	There are no drawings for the on-site directional wayfinding exterior signs. Please advise	Reference the PG drawings for parking deck directional and wayfinding signage referenced on page 10 of the Schedule A. Specifically drawings PG2111 through PG2610.
21	10A - Signage (Interior & Exterior)	Drawings	L131	Please confirm that there are no signs to price for the Wake Tech Building signage by owner. They appear to be wayfinding/directional. Please advise	Signage will be provided by owner and will not require pricing.
22	10A - Signage (Interior & Exterior)	Bid Manual	Schedule A	Instructions define that "all sections as they apply to this scope FOR DIV 9". Please advise as to what is being indicated by referencing Division 9 in this bid package.	Division 9 is referenced for this bid package regarding any signage being installed to a finished product at the interior of the building. I.e. signage installed on a painted wall, acoustical panel, etc. The Signage bid package is expected to coordinate with the trades included under division 9.
23	10A - Signage (Interior & Exterior)	Bid Manual	Bid Proposal Form	Bid Form requests the bidder's North Carolina State License Number. What if the trade is not required to hold a NC State License? What do we put on this line? Please advise.	Please mark this as N/A when completing your bid form if your trade is not required to hold a NC State License.
24	10A - Signage (Interior & Exterior) 48A - PV	Drawings	PV1701	Please advise if the labels shown on sheet PV1701 are part of the signage package.	Labels on sheet PV1701 for the PV System and are to be provided by Bid Package 48A.
25	10A - Signage (Interior & Exterior)	Drawings	AV1801	Please confirm the digital monitors are by others and are not apart of the Signage bid package.	Digital monitors will be furnished and installed by Bid Package 27B - AV Bid Package.
26	10C - Division 10 Specialties 32B - Landscaping & Hardscaping	Bid Manual	Schedule A	Please confirm if bike racks are in bid package 10C Specialties instead of package with other site furnishings.	Bicycle racks will be furnished and installed as part of Bid Package 32B - Landscaping & Hardscapes.
27	Division 12C - Window Coverings	Drawings	A1133B, A1452	On A1133B the following rooms have markups for roller shades, however they are not on the RS schedule on A1452. These rooms are: 371A Sim Debrief, 377B Sim Debrief, 377A Sim Debrief, 367 Patient Isolation, 367A Patient Rm Ctrl, 365A Patient Rm Ctrl, and 365 Patient Room OB. Will need clarification on which designation they are (RS1, 2, or 3) and the related cut sections.	Sheet A1500: The roller shades for Rooms 365, 365A, 367, 367A, 377A, and 377B have been added to the schedule. The schedule needed to be extended to show missing shades.
28	Division 08A - Doors, Frames, Hardware	Drawings	A1101B, A1433, A1502	Interior window in Room 153B is not labeled. Please advise on opening type.	RF1 (RF Shielded Window with Aluminum Frame) Tag has been added to the Architectural Floor plans (A1101B) and Enlarged Plans (A1433)
29	Division 08A - Doors, Frames, Hardware	Drawings	A1102A, A1502	Doors 217A through 217E are not included on the door schedule. Please advise on opening type and hardware.	Doors 217A through 217E have been tagged on Floor plans (A1102A) and added to the schedule
30	10A - Signage (Interior & Exterior)	Drawings	A1392	Please confirm that the precast site sign must meet a delegated design requirement?	Precast sign will meet delegated design requirement. Subcontractor should provide sizing of cast-in-place concrete footings as well. Cast-in-place concrete footings will be furnished/installed under bid package 32C - Site Concrete.

31	10A - Signage (Interior & Exterior) 32B - Landscaping/ Hardscaping 32C - Site Concrete	Drawings	A1392	Pricing for precast site sign should include excavation and all below grade materials including precast?	Pricing for precast site sign install should be turnkey (except for the footing), including attachment to cast-in-place footing. Cast-in-place concrete footing will be installed as part of Bid Package 32C - Site Concrete. Surrounding mow strip will be installed by Bid Package 32B - Landscaping / Hardscaping.
32	10A - Signage (Interior & Exterior)	Drawings	1/A1391	What thickness for the metal backer at the Wake Tech Torch 2 signage? Is .125 an acceptable thickness?	This is delegated design and will need to be thickness in order to support the full sign in a manner to be installed with one pick by the crane.
33	10A - Signage (Interior & Exterior) 26A - Electrical	Drawings	15/A1605	Is the linear light shown on 15/A1605 by other trade or is that to be included and be provided by signage trade?	The linear light at this elevation will be provided by Bid Package 26A - Electrical.
34	10A - Signage (Interior & Exterior)	Bid Manual	Bid Proposal Form	Please confirm is labor to be a non-tax item for signage and should not be included?	Labor is a non-tax item, but any labor that is required to install signage should be included in the base bid.
35	ALL	Bid Manual	Bid Proposal Form	If we are adding an alternate, do we include that amount ONLY on Page 4 of 10 of the bid form and not part of the sum total which is on page Page 2 of 10?	Correct. If you are providing an alternate per the specifications, then this amount will only be on page 4 of 10 and will NOT be included in your base bid amount. Page 5 of 10 should be utilized for voluntary alternates proposed by the subcontractor.
36	10A - Signage (Interior & Exterior) 09F - Paint, WC, AWC	Bid Manual	Section 01 2300	Please confirm if Alternate No. 7 - Parking Garage Mural is to be included in the signage bid?	This will not be provided as part of Bid Package 10A - Signage. Mural will be provided as part of Bid Package 09F - Paint, Wall Coverings, and Acoustic Wall Coverings.
37	10A - Signage (Interior & Exterior) 09F - Paint, WC, AWC	Bid Manual	Section 01 2301	Please provide a drawing detail showing colors of mural if this is to be included in bid?	This will not be provided as part of Bid Package 10A - Signage. Mural will be provided as part of Bid Package 09F - Paint, Wall Coverings, and Acoustic Wall Coverings.
38	10A - Signage (Interior & Exterior) 09F - Paint, WC, AWC	Bid Manual	Section 01 2302	Can textured vinyl be applied vs paint for the mural, assuming this is to be included in bid?	This will not be provided as part of Bid Package 10A - Signage. Mural will be provided as part of Bid Package 09F - Paint, Wall Coverings, and Acoustic Wall Coverings.
39	10A - Signage (Interior & Exterior)	Bid Manual	5-04 Alternates	Who is the contact for the alternate option, Preferred Brand Alternate: Provide exterior wayfinding signage as specified by APCO?	BRENDA DUNAWAY APCO SIGNS CHARLOTTE OFFICE P: 704-365-1278 C: 704-975-6794 WWW.APCOSIGNS.COM Brenda Dunaway bdunaway@apcosigns.com
40	03A - Cast-in-Place Concrete	Drawings	S1110A & S1110B	Concrete pedestals previously shown at exterior posts on the foundation plans of the HD Building have been removed. Only one pedestal (P-1) is shown at column V-10. Please confirm if this is the only location a pedestal is required.	This is the only exterior column that requires a pedestal, due to the foundation being dropped. Columns at the bridge structures also require pedestals, see S1402.

41	22A - Plumbing	Specifications	99 0010-Appendix J MRI/A-502	Will a cover be required over the Siemens MRI RF Filter? See Detail 2/A-502 of Siemens drawings.	<p>This cover should be by 22A - Plumbing, Mechanical. The cover will need to be non-ferrous and be removable for Siemens to access per the dimensions in the Site Specific Shop Drawings for the MRI. Also, see attached photo for an example opening for reference.</p> 
42	32C - Site Concrete 03B - Cast in Place Concrete	Bid Package	Schedule A	Confirm the concrete foundations of the mechanical yard and dumpster pad are NOT by 32C - Site Concrete Package.	Confirmed. Site concrete will not install the foundations for the mechanical yard and dumpster pad. These will be installed by the 03B - Cast in Place Concrete
43	07D - Fireproofing	Drawings	G1200	UL Design D916 is listed which does not have fireproofing applied to the underside of the floor decking. There is 3" of Normal Weight concrete on a 3" deck (6" total) and this does not comply with UL D916 which would need 3.5" of NWC above the flutes of the decking. The diagram on G1200 includes floor decking in the notes for fireproofing at the shaded areas. Please confirm applied fireproofing is needed at the underside of the floor decking in the shaded areas. (UL design would be equivalent to D759 instead of D916).	To clarify, the floors are only required to be rated for the control zones based on the uses for specific rooms within the orange areas. Confirmed, the orange areas that are noted "Provide 1 hour spray applied fireproofing to floor, decking, columns, and primary structural framing in this zone" are to receive the fireproofing per D759. Adding D759 to Fire Resistive Assemblies sheets.
44	07D - Fireproofing	Drawings	G1200	The note on G1200 notes for "primary structural frame" in the shaded zone. Primary structural frame is defined by the building code as columns and members of the floor construction having direct connections to the columns. So beams not directly connected to columns would be considered "secondary" members. Please confirm that the secondary members within the shaded zones on G1200 will also require applied fireproofing.	Not confirmed, secondary beams are NOT required to be sprayed. Only the listed items on the drawing. Some overspray is expected on the secondary members.
45	07D - Fireproofing	Drawings	G1200	G1200 shows fireproofing diagrams for Level 2 Framing and Level 3 framing. Please confirm there is no fireproofing required at the Penthouse floor framing. If there is fireproofing at the penthouse floor framing, please provide a diagram similar to G1200 indicating the locations.	Confirmed. No rating is required for the roof or penthouse framing.
46	03A - Cast-in-Place Concrete	Drawings	S2100 & S2201	West of column line C at the Parking Deck, the wall footing are shown to step from 268'-8" to 270'-0" but this is not depicted on the elevations for the concrete foundations. Please confirm footings should step here.	Confirmed. Footings shall step as shown on S2100 along grid lines 2 and 3 adjacent to grid line C. Footings have been graphically updated on the elevations.

47	Multiple	Drawings & Specifications	A1400, A1404, A1408, & Spec 055100	The enlarged sections for stairs A & C have a note for "All precast stair treads to receive extruded aluminum stair nosing". Please confirm per the details on sheet 1408 and per spec section 055100 that Stairs A & C treads are to be metal pan filled with a rubber riser stair tread installed overtop.	Confirmed, rubber risers and treads are to be used for stairs A & C. Note calling for extruded aluminum nosing removed.
48	32B Landscaping & Hardscapes	Bid Manual	Schedule A	Can you please provide the Sitework scope of work?	Sitework scope of work is included with the addendum and RFI response documents.
49	32B Landscaping & Hardscapes			Confirm there is no green roof and if so, that the Landscaping bid package has no responsibility associated with its construction?	There is no green roof associated with this project.
50	32B Landscaping & Hardscapes 32C - Site Concrete	Drawings & Specifications		Regarding the tree grates, please provide a vendor/supplier. Also, will the concrete sub attach the frames or will that be by our bid package?	Provide tree grate that is compatible with the specified paver system. BOD: Ironsmith 5224 Paver-Grate W/ TR. Frame to be furnished by package 32B Landscaping & Hardscapes to 32C-Site Concrete for installation.
51	32B Landscaping & Hardscapes	Drawings & Specifications	L501 & Spec 321400	Unit Pavers: The plans call for a 3" x 12" x 3" Paver while the specs call for a 4" x 12" x 2 3/8" Paver. Please advise.	The size should be 6x12x2 3/8" we will update this in the spec and plans
52	32B Landscaping & Hardscapes	Drawings	L131	Sheet L131. The northern Grasspave area. What is the connection with the existing turf fire lane on the eastern edge at the LOD line to be? What is the intent?	The intent is to tie into the existing turf fire lane at the corner of the the concrete walkway bend between HA and HD at the elevation of the existing turf pave lane. The exact location will need to be field verified.
53	32B Landscaping & Hardscapes	Drawings	L131	Sheet L131. At the entrance of at E. Campus Dr., and at the entrance at Falstaff Rd., around the signs, it calls for Decorative Aggregate Type B (Detail D6/L501). This details description on Sheet L501 states: Decorative Stone at Building. Please confirm that the detail applies to both locations.	This detail applies to both locations.
54	32B Landscaping & Hardscapes	Drawings	L131	Sheet L131. Who is responsible for the Subdrainage at Planting Bed (D3/L505) and Area Drain in Lawn (E1/L505)?	Subdrainage & French drains to be provided & installed by bid package 32B Landscaping & Hardscapes. Area drains will be provided and installed by bid package 32A Sitework.
55	32B Landscaping & Hardscapes	Drawings	L131	Sheet L131. Per the following screenshot, where does Dec. Aggregate Type A stop and Dec. Aggregate Type B start? 	Decorative Aggregate Type A will only be a 1.5' strip behind the retaining wall, and the area below the pedestrian bridge will be Decorative Aggregate Type B. L131 has been revised to clearly show the boundary.

56	32B Landscaping & Hardscapes 32C - Site Concrete	Drawings	L132	<p>Sheet L132. Per the following screenshot, can we assume the edge shown will continue all the way across, from left to right, at the Grasspave?</p> 	Correct. The concrete curb at the edge of the Grasspave shall extend the full length of the GrassPave. Concrete curb to be installed by 32C - Site Concrete bid package.
57	32B Landscaping & Hardscapes	Drawings	L132	Sheet L132. Will the trench drain (D1/L504) be by others?	Yes. The trench drain will be supplied by 22A - Plumbing and installed by 32A Sitework.
58	32B Landscaping & Hardscapes	Bid Manual	Schedule A	<p>#87: Reuse stockpiled topsoil where shown. Please confirm the stockpile location.</p> <ul style="list-style-type: none"> - Will the topsoil be screened by others? - Can we assume there is enough topsoil to satisfy the depths required per the specs and per the areas shown per Sheets L181 and L182? - If there isn't sufficient topsoil in the stockpile, we will need to know, via an allowance, how much to import. - If there is too much stockpiled soil, who's responsibility is it to dispose of the soil? Will it be disposed of on or off site? 	<ul style="list-style-type: none"> - Topsoil will be stockpiled onsite, at a location to be determined by the Brasfield & Gorrie superintendent. - Topsoil will be screened and spread by the bid package 32B Landscaping & Hardscapes - Assume there is enough topsoil to stockpile (by 32A - Sitework) what is required for landscaping needs. Bid package 32B - Landscaping & Hardscaping to coordinate the exact amount that will be required. - If there is extra topsoil, it will exported by 32B - Landscaping & Hardscaping (coordinate amount with site contractor to have no extra).
59	32B Landscaping & Hardscapes	Bid Manual	Schedule A	<p>#90: Nursery visits with the Architect for tree tagging are included if required. If Nursery visits are required by the Architect, Subcontractor is responsible for cost of travel, meals and accommodations for the trip(s).</p> <p>This requirement is unquantifiable; I would suggest an allowance. Given the project schedule, the volatility of plant availability and not knowing when and where we will procure the listed plant material.</p>	Include an allowance of \$2,000.
60	32B Landscaping & Hardscapes	Bid Manual	Schedule A	<p>#98: Will the sub grade be left for the landscaper at the Grasspave areas?</p> <ul style="list-style-type: none"> - Will any concrete curbing required be by others? - Will any drainage (Detail B1/L501) be by others? 	<p>32A Sitework bid package will grade to subgrade for Grasspave fire lane.</p> <ul style="list-style-type: none"> - Concrete curbing will be provided by 32C Site Concrete bid package - HDPE drainage and and stone backfill shown in detail B1/L501 to be provided by 32B Landscaping & Hardscapes bid package.
61	32B Landscaping & Hardscapes	Bid Manual	Schedule A	<p># 107: Please clarify stone sub grades definition.</p> <ul style="list-style-type: none"> - Will the sub grade be left for us? - Will we then be responsible for the stone base up? 	Bid package 32A - Sitework will leave the elevations at subgrade. Bid package 32B - Landscaping & Hardscapes will be responsible for installing the #57 stone shown below the decorative aggregate as detailed on sheet L501.
62	32B Landscaping & Hardscapes	Specifications	329300	Please provide a source/vendor for the Glass Mulch	American Specialty Glass is the basis of design manufacturer.

63	04A - Masonry 32B - Landscaping 32C - Site Concrete	Specification	034500, 1.7, A.1	For the Precast Architectural Concrete, the specs state the Precast needs to be produced with a "Designated as a PCI-certified plant for Group A, Category A1 - Architectural Cladding and Load Bearing Units at time of bidding". Please advise if this is required as it may be difficult to find a vendor for a project of this size.	The Specification section 034500 has been removed because 034100 covers the scope of the precast on the deck.
64	48A PV Solar 26A - Electrical	Bid Manual	PV1501	Per Bid Manual 26A, Schedule A, Point 43, the Electrical Contractor (EC) provides the 400A breaker, revenue-grade meter in the MDP, and the fused solar AC disconnect (PV-DSC-1). However, drawing PV1501 shows that only the PV breaker falls under the EC's scope. Please confirm the correct scope.	The EC is responsible for the 400A breaker and revenue grade meter integral to the MDP. The PV Contractor is responsible for the fused disc. Switch (PV-DSC-1) and the feeder from the MDP to the fused disc. switch.
65	48A PV Solar 26A - Electrical	Bid Package Scope of Work	PV1501	Will the EC be responsible for running all conduits from the roof to the final point of the PV connection for the building HD as well?	PV vendor will provide and install all conduit within the PV system, including conduits from the roof to the PV connection into the building electrical system. Reference line item 90 in the Schedule A.
66	48A PV Solar 26A - Electrical	Specification	263100, 1.3 & 2.10	Specification 263100, Sections 1.3 & 2.10 describe the PV system scope, including a utility meter. Since Duke Energy will be providing the meter, can this be removed from the PV contractor's scope?	Duke Energy will provide the utility meter. Submeter integral to the switchboard will be provided with the switchboard as part of Bid Package 26A - Electrical, Fire Alarm, BDA. Design Team confirms there are no further metering requirements.
67	48A PV Solar 26A - Electrical	Drawings	E1126	Please confirm if the EC is responsible for the lightning protection system for Building HD.	Confirmed. The lightning protection system will be provided as part of Bid Package 26A Electrical, Fire Alarm, BDA if required.
68	48A PV Solar	Drawings	PV1501	Drawings indicate that the PV contractor is responsible for arc flash studies and PV labels. Please confirm that this study will cover the system from the inverter to the point of solar interconnection.	Confirmed.
69	48A PV Solar	Drawings	PV1501	The weather station will be powered by a 24VDC power supply, which needs to be connected to a 120V circuit, as indicated in the Communication Single Line Diagram. Please confirm the designated source for the 120V circuit.	Connect to nearby 120V/20A spare circuit breaker, preferably in the penthouse electrical room. This will be included in Addendum 1.
70	48A PV Solar	Drawing	PV1501	The drawing indicates that the inverter and weather station will be integrated into the Building Automation System (BAS) via BACnet. Please confirm whether the Electrical Contractor (EC) is responsible for this integration	PV contractor is responsible for raceways, wiring, and bacnet gateway to tie into nearest BAS controller. BAS contractor is responsible for integrating the the PV system into the BAS.
71	48A PV Solar	Specification	263100, 2.6G	Selectria 50 KW inverters do not have warranty extensions available. Please confirm if the standard 10-year warranty is acceptable.	The 10-year warranty is acceptable.
72	12B Lab Casework & Equipment	Bid Package Scope of Work	Schedule A the "Work"	Please confirm 12B Lab Casework & Equipment is responsible for the scope specified within 115300 Laboratory Equipment. This Spec Section is not referenced in 12B Scope of Work	Yes. Bid Package 12B Lab Casework & Equipment is responsible for spec section 115300.
73	12B Lab Casework & Equipment	Bid Package Scope of Work	Schedule A the "Work"	Please confirm 12B Lab Casework & Equipment is responsible for the scope specified within 115313 Laboratory Fume Hoods. This Spec Section is not referenced in 12B Scope of Work	Yes. Bid Package 12B Lab Casework & Equipment is responsible for spec section 115313.

74	12B Lab Casework & Equipment	Bid Package Scope of Work	Spec 123553.13 and LF0000	Please confirm Fire Extinguishers at 123553.13 Eyewash/Safety Shower Combination Units (tag "RSS") are to be furnished and installed by the 10C Bid Package, not the Combination Unit provider.	Confirmed. Fire Extinguishers are to be furnished and installed per the equipment log by bid package 10C - Division 10 Specialties
75	12B Lab Casework & Equipment	Bid Package Scope of Work	Spec 123553.13 and LF0000	Please confirm who is responsible for the Eyewash/Safety Shower Combination Units (tag "RSS"). They are specified in 123553.13 2.07 and defined on LF0000 but BP12B Specific Scope of Work #29 indicates units not installed in lab casework are to be furnished and installed by the Plumbing Contractor. These units are recessed into the wall.	These units are to be furnished and installed by 22A - Plumbing Bid Package
76	12B Lab Casework & Equipment	Bid Package Scope of Work	123553.13 2.10.A and 265100	Please confirm which Bid Package is responsible for the Undercabinet Task-light luminaires referenced in 123553.13 2.10.A (which indicates to see Spec 265100).	Undercabinet lights will be furnished and installed by bid package 26A - Electrical, Fire Alarm, BDA.
77	12B Lab Casework & Equipment	Bid Package Scope of Work	Schedule A the "Work"	BP12B Lab Casework & Equipment indicates we are responsible for furnishing-installing the 123600 Countertops. This Spec Section refers to Solid Surface Countertops & Wall Panels at cabinets & areas furnished-installed by BP06A Millwork. Please confirm BP06A Millwork is responsible for furnishing-installing this specification complete, not BP12B Lab Casework & Equipment. Note: Both Bid Package Scopes of Work reference 123600 Countertops.	This spec section will be furnished and installed by bid package 06A - Millwork. Bid package 12B is responsible for providing the countertops as specified in spec section 123553.13.
78	12B Lab Casework & Equipment		Spec 113513	115313 2,01.A.5 and the EQ List specify Kewaunee Scientific's (outdated) H05 series fume hood as the Basis of Design. Please know Kewaunee's SEFA High Performance Supreme Air Venturi Series has largely replaced the H0x series. Please confirm Kewaunee's Venturi V05 Series (with below standard features) is to serve as the Basis of Design and other bidders must include their equivalent High Performance Fume Hood (e.g. Mott RFV2 and Labconco XStream) - Safely containment at 60 FPM (tested to 40 FPM) ILO typical 100FPM - Multi-temperature adjustable LED lighting - QTY: 2 120V/20A duplexes per post (in lieu of one as noted in 3.06.A.1.b) - Increased sight lines of minimum 38.5" - Premium belt-driven sash & pulley system with lifetime performance - Notched sashes for cables/tubing pass-through	This project does not require the high performance fume hoods. The basis of design will remain as specified. The Performance Supreme Air Venturi Series and it's associated equals by other manufacturers would be acceptable as a substitution if the vendor can provide competitive pricing.
79	32B Landscaping & Hardscapes	Drawings	L131	Sheet L131: there is a second, darker paver hatch shown on L131 that is not accounted for on the legend. Provide info for the unidentified paver hatch.	Both the darker and lighter paver hatch reference detail E5/L501. Darker paver hatch will be the same type and detail as the lighter paver hatch.
80	32B Landscaping & Hardscapes	Drawings	L501	Who is responsible for the truncated dome pavers at HC ramps?	Detectable warning pavers / band with truncated domes will be provided by bid package 32C Site Concrete

81	All Bid Packages	Bid Manual	structions to Bidder	Do we need to submit a bid bond with our proposal regardless of value or is there a minimum value that does not require a bond?	A bid bond is required to be submitted with all bids regardless of value.
82	22A - Plumbing, Med Gas, Mechanical, Controls, Controls Integration	Bid Package Scope of Work	Schedule A the "Work"	Will controls coordination meetings be required?	Yes, coordination meetings will be held monthly to finalize the controls and master system integration for the project. Controls Contractor and MSI Contractor will be required to attend these meetings with the Owner, Design Team, and GC.
83	12B Lab Casework & Equipment	123553.13 and 012300	123553.13 2.03.B and 012300 1.03	123553.13 2.03.B indicates we are to defer to 012300 for the Alternate to provide Preferred Brand Alternate Locks. However, the applicable Alternate in 012300 is not clear. Please confirm which alternate (if any) is applicable.	Specification Section 01 2300 has been revised to include Alternate #40 for casework locksets.
84	12B Lab Casework & Equipment & 22 Plumbing	Drawings	LF0000 and P1002	Please confirm the Plumber is responsible for the furnish and install of the "EEW-1" Emergency Eyewash Swingdowns. These are defined on both the Lab and Plumbing Plans. Note 12B Lab Casework Specific Scope of Work #6 indicates 12B is responsible for furnishing.	Lab Casework vendor is responsible for furnish and mounting of the EEW-1 fixture to the countertop. Plumbing hook-up to be provided by the plumbing contractor.
85	12B Lab Casework & Equipment & 22 Plumbing	Drawings	LF0000 and P1002	Please confirm the Plumber is responsible for the furnish and install of the "PR-1" Pre-rinse units (as defined on LF0000). These are noted as by Plumber per "S-6" on P1002. Note 12B Lab Casework Specific Scope of Work #6 indicates 12B is responsible for furnishing.	Lab Casework vendor is responsible for furnish and mounting of the PR-1 fixture to the countertop. Plumbing hook-up to be provided by the plumbing contractor.
86	12B Lab Casework & Equipment & 22 Plumbing	Drawings and 123553.13	LF0000 and P1002	Please confirm the Plumber is responsible for the furnish and install of all Emergency Wyewash / Safety Stations and TMVs. LF0000 indicates "RSS" for the Safety Stations and 123553.13 2.07.A specifies by us. However, these are defined as "ES/EW-1" on P1002 and shown at same locations on P1102A as "RSS". Note 123553 2.07.A calls for a combo unit with a fire extinguisher cabinet (supported by 8 & 9/LF1001), while the models on P1002 are for a unit without a fire extinguisher cabinet.	Plumbing Contractor is responsible for the furnish and install of all emergency safety plumbing fixtures. Please provide the model ES/EW-1 fixtures as shown on the plumbing drawings. Clarification has been provided on P1002.
87	12B Lab Casework & Equipment & 22 Plumbing	Drawings and Lab Casework Specific Scope of Work	P1002 and "Lab Casework Specific Scope of Work"	Please confirm all deck-mounted fixtures at "S-4", "S-6" and "S-8" are to be furnished and installed by the Plumber per P1002. 12B Scope of Work #6 indicates 12B is to furnish and install any directly in the lab casework (which these are). Note: Plumber is responsible for all other sink fixtures (E.g. "S-1" thru "S-3", "S-5", "S-7", "S-9" and "S-10". We recommend the Plumber furnish-install all deck-mounted fixtures except the "RO" ElgaWater System specified in 115300.	Lab sinks are to be provided by bid package 12B as specified in Scope of Work #5. Per the Schedule A included in the bid manual, deck-mounted fixtures at these sinks are to be furnished by Bid Package 12B Lab Casework & Equipment.
88	26A - Electrical & 10A - Division 10 Specialties	Drawings	10/A1701	Detail 10 on sheet A1701 calls for electrical outlets to be cut into markerboard MKB2. Please confirm these outlets are not required.	Correct, there should be no outlets located in the markerboard. These outlets have been removed from the drawings. Maintain the outlets below the markerboard.
89	27A - Structured Cabling	Bid Manual	Schedule A	Which trade will be responsible for furnish and install of cable tray outside of IDF/MDF Rooms?	Cable tray outside the IDF/MDF Rooms will be provided and installed by bid package 26A - Electrical.

90	All Bid Packages	Bid Manual	Schedule A	Does the project manual or the spec take precedence.	The following is the order of precedence: RFI Responses, Bid Manual, Addendum, Drawings & Specifications. If a discrepancy exists between Drawings and Specifications an RFI is to be submitted to clarify.
91	27A - Structured Cabling	Bid Manual	Schedule A	The spec says that patch cables are by owner, but the project manual has it by contractor.	Patch Cords will be provided by Owner.
92	27A - Structured Cabling	Bid Manual	Schedule A	Backbone fiber from HD to Parking Deck - Please confirm if this is by owner or contractor	The backbone infrastructure is by contractor from HD to Parking Deck. The wire pulling and connection of the incoming service into the building from the main campus to complete the loop is by Owner.
93	3A - Precast Concrete	Drawings		Confirm that raised treads on the precast parking deck stairs can be used in lieu of inset treads..	A note is being added to allow for raised treads on the deck precast stairs. To be confirmed with Wake Tech.
94	02A - Demolition	Drawings	A3052	In review of drawing A3052, the tie in location for the bridge is the only demo shown on the 4th floor. Is this the extent of the demo for the 4th floor?	Confirmed. The only demolition for the 4th floor in the HA Building will be at the bridge tie-in. The exterior panels and framing sheathing demo at the tie-in will be performed by bid packages 07A - Metal Wall Panels & Interior/Exterior Glass and 09A - Framing & Drywall respectively.
95	02A - Demolition	Bid Manual	Schedule A	Will we be able to do the tie in locations once the frame of the bridge is in place so we can work off that floor level or will it have to be completed before hand off a lift?	The exterior panels and framing sheathing demo at the tie-in will be performed by bid packages 07A - Metal Wall Panels & Interior/Exterior Glass and 09A - Framing & Drywall respectively.
96	02A - Demolition	Bid Manual	Schedule A	Will there be any shoring needed for the tie-ins?	No shoring is required by the 02A - Demolition bid package for bridge tie-in.
97	02A - Demolition	Bid Manual	Schedule A	How will demo'd materials & debris be removed from Building HA?	Demo'd debris and materials will be removed via the existing elevator in Building HA.
98	02A - Demolition	Bid Manual	Schedule A	Will the MEP subs be responsible for the demo of items pertaining to their trade?	MEP trades will be responsible for make-safe and to drop demo'd materials to the floor and stored neatly for removal by bid package 02A - Demolition.
99	09A - Drywall & Framing	Drawings		Is the mineral board insulation at the exterior partitions to be included in the scope of work for bid package 09A - Drywall & Framing?	No, the mineral board insulation will not be provided as part of bid package 09A - Drywall & Framing. Mineral board insulation will be provided as part of the exterior skin bid packages including 04A - Masonry and 07A - Metal Wall Panels.
100	ALL	Bid Manual	Bid Schedule	The Bid Schedule references a Public Bid Opening #2 scheduled for April 1st, 2025. Is this date of significance to our bid package?	Public Bid Opening #2 will only be necessary if a trade does not receive any bidders on Public Bid Opening #1 or if that bid package receives less than a minimum of (3) bidders on the first Public Bid Opening. In the event a bid package does not receive enough bid participation on Public Bid Opening #1, then those packages will not be opened until Public Bid Opening #2.
101	12B Lab Casework & Equipment	Drawings and 123553.13	in Schedule and 123	Lab Finish Schedule on LF0000 indicates standard stainless steel 4" wire pulls (Kewaunee Pull #4). However 123553.13 2.03.A calls for custom contemporary pull with CH-28166-15 Metro Collection by Century Hardware as the Basis of Design. Please confirm which is required. This is a cost item.	Provide stainless steel 4" wire pulls (Kwaunee #4 pulls)
102	12B Lab Casework & Equipment	Drawings and 123553.13	LF0000 Lab Finish Schedule	Lab Finish Schedule calls for Base Cabinet Fronts and Tall Cabinet Fronts to be wood but notes the color/finish as No. cc78 Snow White (powder coated steel like cabinet body). Please confirm that fronts are to be powder coated steel in the color/finish noted on LF0000. 123553.13 does not support wood fronts. If wood fronts, please confirm species (e.g. Red Oak or White Maple), grade (e.g. A/1) and cut/pattern (e.g. plain sliced, running slip matched).	Cabinets to be powder coated Snow White to match cabinet body.

103	12B Lab Casework & Equipment	Drawings and 105213	A1152A, A1425 and LF1001	Please confirm who is responsible for the furnish and install of the "FSC" Flammable Storage Cabinets. These are not defined (scope responsibility or model) like "FSC2" in 105123 and the Drawings. If BP12B, please provide a model to serve as the Basis of Design.	Package 12B Lab Casework & Equipment will be responsible for the FSC Flammable Storage Cabinets. Reference Equipment List.
Public Bid Opening #2					
104	28A - Security and Access Control Systems	Drawings	SC1440	Elevator Card Readers - there are no card readers shown on the drawings INSIDE the elevator cabs, other than (1) in Elevator B for access to the Penthouse. Is this the only card reader to be supplied inside an elevator cab?	Yes, 1 single card reader in Elevator B. Elevators are to be public access with restricted access to the Penthouse at Elev B.
105	28A - Security and Access Control Systems	Drawings	SC1440	If there are card readers inside the elevator cabs, does this have to be a dedicated access controller or can it be connected to one in the nearest IDF?	The card reader can connect to a controller in the IDF since the Card Reader does not affect public use.
106	28A - Security and Access Control Systems	Drawings	SC1420 & SC1430	Are the cameras for the Proctoring Area to be licensed to the Salient Security System or is this equipment to be for a different system? Reference cameras for Testing Areas 217 and 312.	Cameras will be on the same system but will have restricted access by the users in the proctoring area to only see those cameras in 217 and 312.
107	28A - Security and Access Control Systems	Bid Manual	Schedule A	Is the Security Integrator responsible for Push Pads (PP) for the Automatic Door Openers. The question is for card readers doors and for non-access-controlled doors. There are no specifications for these PPs in the Security Systems Specifications.	PPs are shown to ensure that the rough in is provided by the electrical contractor. The PP device is to be provided by the bid package 08A - Doors, Frames, and Hardware. Where there is a card reader, the CR and PP are to be programmed that the PP is disabled after hours until a valid read from the card reader to prevent someone from cycling the operator when the door is locked.
108	28A - Security and Access Control Systems	Bid Manual	Schedule A	Related question to RFI 107. Which subcontractor is responsible for ADO? Automatic Door Openers. And would they provide the Push Pads for the ADOs?	The automatic door openers will be supplied by bid package 08A - Doors, Frames, and Hardware.
109	28A - Security and Access Control Systems	Bid Manual	Schedule A	Is the Security Contractor responsible for the 10 ft. Steel Pole to be mounted on the top level of the Parking Deck?	Yes, the 10ft steel pole shall be provided by bid package 28A - Security and Access Control Systems.
110	28A - Security and Access Control Systems	Drawings & Specifications	SC1430, SC1440, SC1410, SC1411, SC2411	There is 90 Degree Indoor, 180 Degree Outdoor and 270 Degree Outdoor Cameras shown on the Drawings, but there are no descriptions or part numbers for these in the Security System Specifications. What camera should be provided for these locations?	Updating Part numbers which the specified cameras under paragraph 2.4 are obsolete or near obsolete. 90 degree Indoor - Hanwha QND-C8013R 180 degree Outdoor - Hanwha PNM-C16083RQZ. 270 degree Outdoor - Hanwha PNM-C320083RQZ
111	28A - Security and Access Control Systems	Specifications	Section 282300	There is a specification for Elevator Cameras, however there are no cameras shown inside the elevators on the drawings. Are there to be cameras provided inside the elevator cabs by the Security Contractor?	Cameras within the cabs have been deleted and will not be required.
112	28A - Security and Access Control Systems	Drawings & Specifications	Section 282301	Parking Deck Elevators: Is there to be a camera and ECS Call Station provided for these? There are no security devices shown inside the elevator cab for the Parking Deck Elevator.	No Security cameras inside of the cabs. Cameras and ETS call station outside of the cabs at each landing to be provided. Communications within the cabs would be provided by the elevator contractor.
113	28A - Security and Access Control Systems	Drawings	SC1411	Door #151 CT Lab has a note/question about a CR for this door on Drawing SC1411. Should a CR/KP be installed on this door?	No CR at this door. Only the Interlock function to lock the door when the CT is in use.

114	28A - Security and Access Control Systems	Drawings	SC1430	I did not see any Security Scope for Building HA other than Card Reader C320B shown on Drawing SC1430. Is this the only security work to be priced for Building HA and will this card reader be connected to an existing Software House Panel in Building HA?	There is a door at HA at the connector bridge (Door # C320B 4th floor HA - 3rd floor HD) and an exit door below (Door # EST.XC200 - 2nd floor HA or 1st floor HD). An existing panel can be used if there is a reader board with 2 ports available, otherwise a new panel will be required to support the new readers.
115	32B - Landscaping & Hardscapes	Bid Manual / RFI Log	RFI #58	The Schedule A for package 32B Landscaping & Hardscapes does not reference screening of reused topsoil. However this is noted in the Schedule A for bid package 32A Sitework. RFI #58 stated that screening of reused topsoil should be included in Bid Package 32B Landscaping & Hardscapes. Please advise whether screening of the reused topsoil should be in package 32A or 32B.	The screening of the reused topsoil should be included in bid package 32A Sitework. Topsoil will be screened prior to stockpiling.