

# GRANVILLE HEALTH SYSTEM

# MAIN HOSPITAL ROOFING PROJECT

## 1010 COLLEGE STREET, OXFORD, NC 27565

### DRAWING INDEX

GENERAL	TITLE DRAWING
TD001	BUILDING CODE SUMMARY
G101	
ARCHITECTURAL	
AD101	DEMOLITION PLAN
A102	ROOF PLAN
A311	ROOF DETAILS

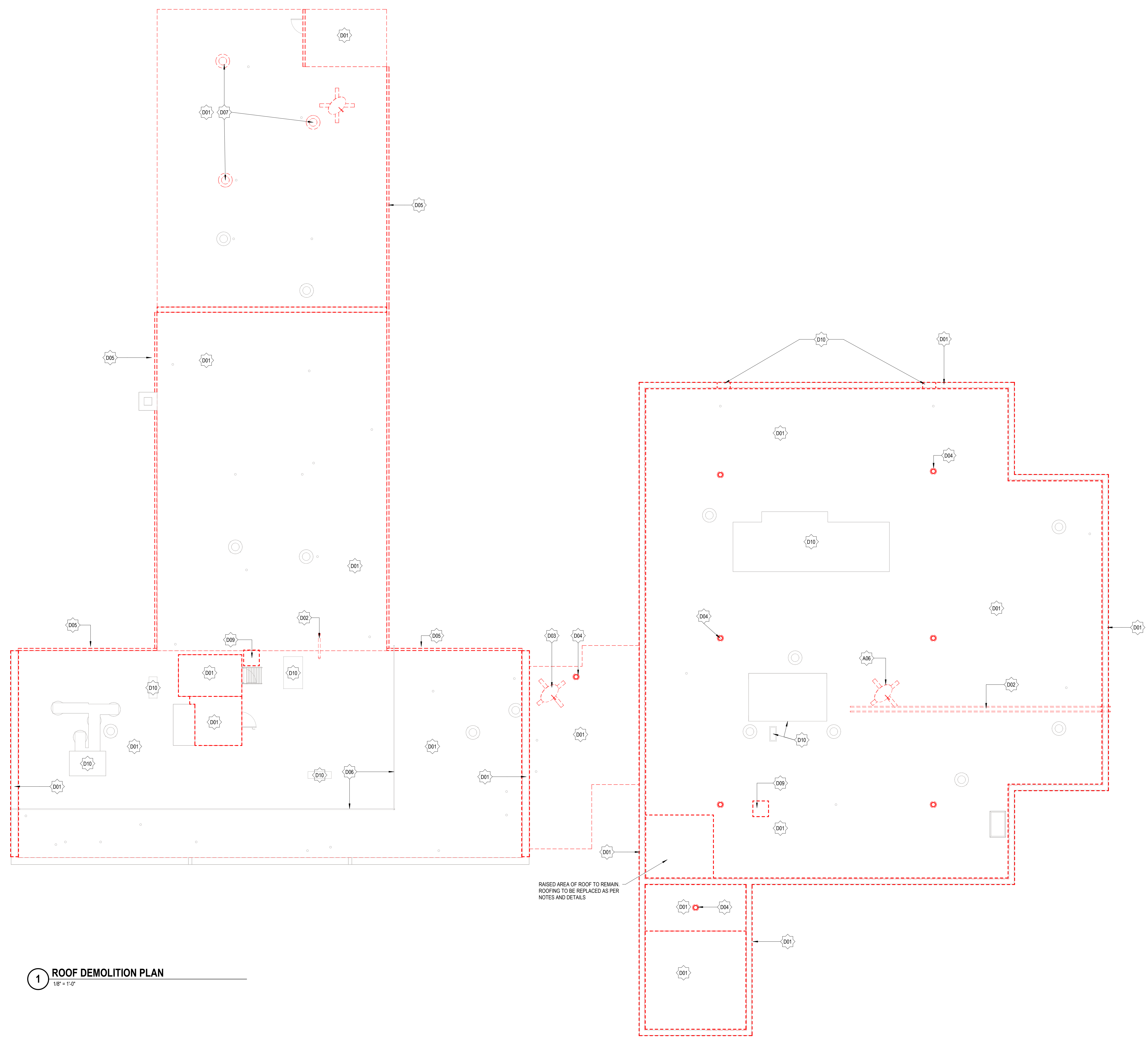


This item has been electronically signed and sealed by Julia E. Brewer using a Digital Signature and date. Printed copies of this document are not considered signed and sealed and the signature must be verified on any electronic copies.

**ISSUANCE**  
 2 / 05/21/2025 ISSUED FOR CONSTRUCTION

PROJECT NUMBER  
 2218000  
 PROJECT MANAGER  
 B.MCCAFFERY  
 PROFESSIONAL  
 J.BREWER  
 DRAWN BY  
 J.BREWER  
 CHECKED BY  
 J.TRUSSLER

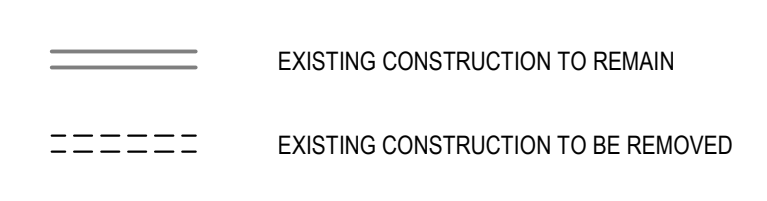




**1 ROOF DEMOLITION PLAN**  
1/8" = 1'-0"

**DEMOLITION NOTES AND LEGEND**

- EXISTING BUILDING CONDITION BASED ON OWNER PROVIDED DRAWINGS AND LIMITED FIELD VERIFICATION. VERIFY EXACT CONDITIONS IN FIELD. SHOULD DISCREPANCIES OCCUR, NOTIFY ARCHITECT FOR CLARIFICATIONS.
- BEGINNING WORK INDICATES THAT THE CONTRACTOR HAS ACCEPTED AND VERIFIED EXISTING CONDITIONS.
- COORDINATE DEMOLITION WITH ALL CONTRACTORS WORKING IN AREAS BEING RENOVATED.
- DURING DEMOLITION, PROTECT ALL ADJACENT CONSTRUCTION TO REMAIN.
- ANY ASBESTOS CONTAINING MATERIALS THAT ARE ENCOUNTERED ARE TO BE REMOVED BY THE OWNER.
- COORDINATE CONSTRUCTION BARRIER LOCATIONS, NOISY DEMOLITION / CONSTRUCTION, AND WORK NOTED "INTERMITTENT" WITH OWNER.



**DEMOLITION PLAN KEYNOTES**

NUMBER	NOTE
D01	REMOVE EXISTING ROOFING SYSTEM, FLASHINGS, EDGE METAL, COPING, ETC. DOWN TO THE EXISTING SLAB
D02	REMOVE EXISTING PIPE AS SHOWN
D03	REMOVE EXISTING SATELITE, CONDUIT, AND ASSOCIATED EQUIPMENT AS SHOWN
D04	REMOVE ROOF DRAIN, TYP. REPLACE IN KIND
D05	REMOVE GUTTER AND DOWNSPOUTS. REPLACE IN KIND
D06	EXISTING CONDUIT TO REMAIN
D07	REMOVE VENT
D09	REMOVE ANTENNA AND ALL ASSOCIATED CONDUIT AND EQUIPMENT
D10	REMOVE EXISTING SCUPPER LINER. REPLACE IN KIND



This item has been electronically signed and sealed by Julie E. Brewer using a Digital Signature and date. Printed copies of this document are not considered signed and sealed and the signature must be verified on any electronic copies.

**ISSUANCE**  
1 05/21/2026 ISSUED FOR CONSTRUCTION



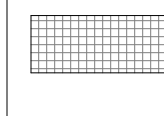
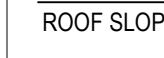

PROJECT NUMBER  
**22180003**  
PROJECT MANAGER  
**B. MCCAFFERY**  
PROFESSIONAL  
DRAWN BY  
CHECKED BY

THIS DOCUMENT AND ITS CONTENTS ARE THE PROPERTY OF PROGRESSIVE ARCHITECTURAL ENGINEERING, P.C. AS AN INSTRUMENT OF SERVICE AND PROFESSIONAL AND TECHNICAL EXPERTISE, INCLUDING THE COMPANY'S INTELLECTUAL PROPERTY AND OTHER RIGHTS ARE RESERVED.



**1 ROOF PLAN**  
1/8" = 1'-0"

**ROOF LEGEND**

	MEMBRANE ROOFING OVER COVER BOARD OVER TAPERED ROOF INSULATION OVER BASE LAYER ROOF INSULATION ON FLAT ROOF DECK
	INDICATES TAPERED INSULATION OVERLAY (SADDLE)
	ROOF WALKWAY PAD
	INDICATES DIRECTION OF SLOPE - 1/4" PER FOOT UNLESS NOTED OTHERWISE
	ROOF DRAIN (RD) OR OVERFLOW ROOF DRAIN (ORD)

GRANVILLE HEALTH SYSTEM  
**MAIN HOSPITAL ROOFING PROJECT**



This item has been electronically signed and sealed by Julia E. Brewer using a Digital Signature and date. Printed copies of this document are not considered signed and sealed and the signature must be verified on any electronic copies.

**ISSUANCE**  
 1 05/21/2026 ISSUED FOR CONSTRUCTION

PROJECT NUMBER  
 22-8000  
 PROJECT MANAGER  
 B. MCCAFFERY  
 PROFESSIONAL  
 J. BREWER  
 DRAWN BY  
 J. BREWER  
 CHECKED BY  
 J. TRUSSLER

