

STATE OF NORTH CAROLINA  
FAYETTEVILLE STATE UNIVERSITY  
PURCHASING DEPARTMENT  
<http://www.uncfsu.edu/fsubo/purchasing>

## Solicitation Addendum

**Solicitation Number:** 58-RFP260003

**Solicitation Description:** Professional Audio and Visual Equipment and Installation Services for COE

**Solicitation Opening Date and Time:** December 23, 2025 at 11:30 A.M. E.T. Please note bids are due by 11:00 A.M. E.T.

**Addendum Number:** ii

**Addendum Date:** December 17, 2025

**Purchasing Agent:** *Victoria McAllister, Chief Procurement Officer*  
[purchasing@uncfsu.edu](mailto:purchasing@uncfsu.edu) | (910) 672-1082

---

1. Return one properly executed copy of this addendum with bid response or prior to the Bid Opening Date/Time listed above.

2. THE SOLICITATION IS HEREBY MODIFIED AS FOLLOWS:

**M1. PAGE 1, PROPOSAL OPENING DATE**

The Proposal Opening Date has been extended till December 23, 2025 at 11:30 A.M. E.T.. All proposals shall be submitted via Bonfire as specified within in the RFP on or before **December 23, 2025 at 11:00 A.M. E.T.** to be considered.

**M2. PAGE 15, SECTION 5.2 SPECIFICATIONS**

*The following section has been modified as follows. Modifications have been made in red text.*

### 5.2 SPECIFICATIONS

The selected vendor shall furnish all labor, materials, equipment, and services necessary to deliver a complete and fully functional audio-visual system for the Fayetteville State University College of Education facility. The scope of work includes, but is not limited to, the following:

- **Procurement and Installation of AV Equipment**, including:
  - Display monitors, mounting brackets, and supporting hardware
  - Cabling, wiring, and terminations per campus standards
  - Smart classroom technology and components in accordance with FSU's Campus Standard Specifications
  - Conference and meeting room AV systems, including microphones, speakers, and control interfaces
- **Logistics and Delivery**, including transportation, on-site handling, and coordination with other trades **(Items must be delivered and installed on the same day of service. FSU has no storage available to store equipment)**
- **Installation and Integration**, including mounting, connection, calibration, and testing of all AV components to ensure full system functionality and compatibility with existing campus infrastructure
- **System Verification and Training**, ensuring all systems are operational, documented, and supported with end-user training as required

The specific items and any specifications that the Procurement Entity is seeking are listed below. Items offered by the Vendor must meet or exceed the listed Specifications to be considered for award.

**VENDOR'S RESPONSE**

<b>Item #</b>	<b>Specifications</b>	<b>Product/Service Offered Meets Specification</b>
1	<p>(14) Standard Classrooms, (2) Large Classrooms (1) Receptionist Rooms, (6) Conference Rooms, (8) Curriculum Labs (11) Corridor/Lobby Spaces in accordance with the (a) Fayetteville State University's Technical Standards (b) New College of Education Architectural Drawings (c) Required Equipment Listing (d) any addenda released in accordance with this solicitation.</p> <p><i>*Please note plans may be modified however, the University only intends to proceed with a Purchase Order when plans are finalized. Additional rooms may be added after contract awarded. Awarded vendor is expected to fulfill the needs of those rooms in accordance with the itemized price sheet provided with respect to reasonable market fluctuations.</i></p>	<p><input type="checkbox"/> YES <input type="checkbox"/> NO</p>

**M3. PAGE 19, SECTION 7.0 ATTACHMENTS**

***Please see updated 7.0 Attachment Page on the subsequent page.***

## 7.0 ATTACHMENTS

### **\*\*IMPORTANT NOTICE\*\***

**RETURN THE REQUIRED ATTACHMENTS WITH YOUR RESPONSE**  
FOLLOW THE LINKS TO ACCESS EACH ATTACHMENT

#### **ATTACHMENT A: COST PROPOSAL**

Complete and return the Pricing associated with this RFP which can be found in the table below (Additionally, vendor’s are required to provide an itemized cost sheet for support per room):

Item #	Specifications	Total Cost
1	<p>14) Standard Classrooms, (2) Large Classrooms (1) Receptionist Rooms, (6) Conference Rooms, (8) Curriculum Labs (11) Corridor/Lobby Spaces in accordance with the (a) Fayetteville State University’s Technical Standards (b) New College of Education Architectural Drawings (c) Required Equipment Listing (d) any addenda released in accordance with this solicitation.</p> <p><i>*Please note plans may be modified however, the University only intends to proceed with a Purchase Order when plans are finalized. Additional rooms may be added after contract awarded. Awarded vendor is expected to fulfill the needs of those rooms in accordance with the itemized price sheet provided with respect to reasonable market fluctuations.</i></p>	

#### **ATTACHMENT B: INSTRUCTIONS TO VENDORS**

The Instructions to Vendors, which are incorporated herein by this reference, may be found here:

<https://www.doa.nc.gov/pandc/north-carolina-instructions-vendors-1-2025/open>

#### **ATTACHMENT C: NORTH CAROLINA GENERAL TERMS & CONDITIONS**

The North Carolina General Terms and Conditions, which are incorporated herein by this reference, may be found here:

<https://www.doa.nc.gov/north-carolina-general-terms-and-conditions-5-2025/open>

#### **ATTACHMENT D: HUB SUPPLEMENTAL VENDOR INFORMATION**

Complete and return the Historically Underutilized Businesses (HUB) Vendor Information form, which can be found at the following link:

<https://www.doa.nc.gov/pandc/onlineforms/pc-hub-supplemental-vendor-information-92021-pdf/open>

#### **ATTACHMENT E: CUSTOMER REFERENCE FORM**

Complete and return the Customer Reference Form, which can be found at the following link:

<https://ncadmin.nc.gov/media/15503/open>

#### **ATTACHMENT F: LOCATION OF WORKERS UTILIZED BY VENDOR**

Complete and return the Location of Workers Utilized by Vendor, which can be found at the following link:

<https://www.doa.nc.gov/pandc/onlineforms/pc-worker-location-92021-pdf/open>

#### **ATTACHMENT G: CERTIFICATION OF FINANCIAL CONDITION**

Complete, sign, and return the Certification of Financial Condition, which can be found at the following link:

Proposal Number: 58-RFP260003

Vendor: \_\_\_\_\_

<https://www.doa.nc.gov/pandc/onlineforms/pc-certification-financial-condition-92021-pdf/open>

## **LOBBYING ACTIVITY CERTIFICATION FOR FEDERAL GRANTS**

---

The Certification for Contracts, Grants, Loans, and Cooperative Agreements and the OMB Standard Form LLL are separate documents that can be found at the following link:

<https://www.doa.nc.gov/pc-contracts-grants-loans-cooperative-agreements-certification-72020-pdf/open>


**\*\*\* Failure to Return the Required Attachments May Eliminate  
Your Response from Further Consideration \*\*\***

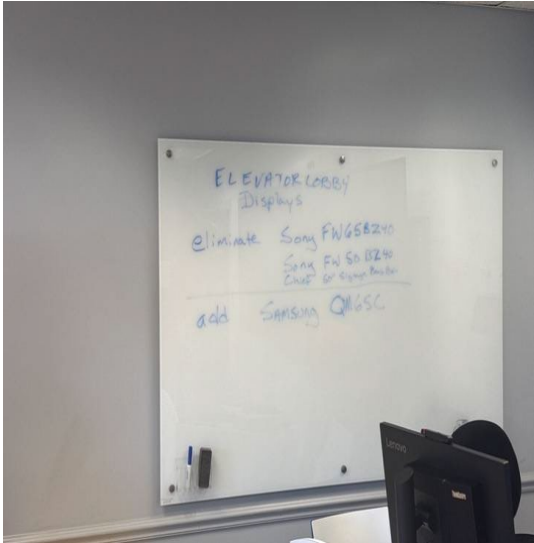
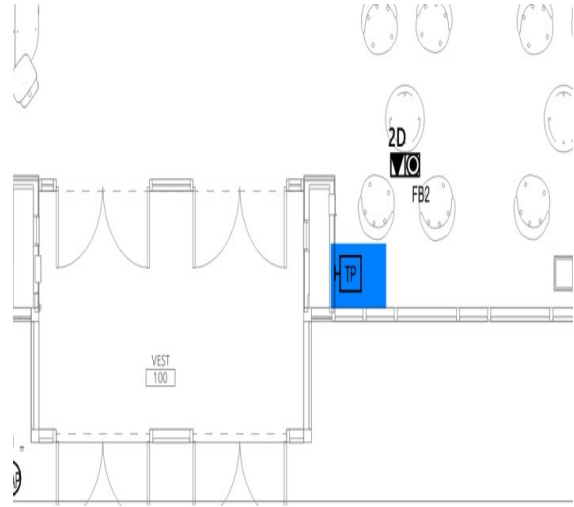
**3. FOLLOWING ARE QUESTIONS RECEIVED REGARDING THE SOLICITATION AND THE STATE’S ANSWERS TO THE QUESTIONS.**

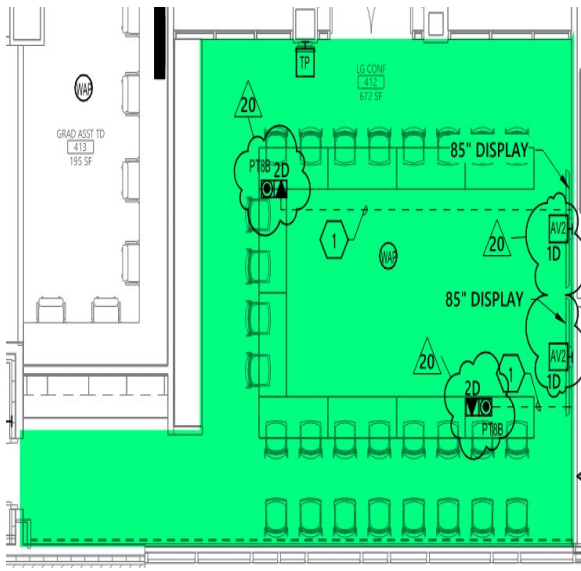
Q #	DOCUMENT SECTION	VENDOR QUESTION	RESPONSE
1	ATTACHMENTS	<p>While reviewing the RFP and the Bonfire upload sections, we do not see downloadable attachments or templates for the listed required documents (Attachments A, D, E, F, G, etc.). Could you please confirm if vendors are expected to create and upload all these required documents based only on the instructions in the RFP</p>	<p>Attachment A has been revised to address all needs listed in Section 5.0. Vendor is to provide an itemized bid by room for the material and for it respective area and attach to Attachment A. All other Attachments can be found at <a href="https://www.doa.nc.gov/divisions/purchase-contract/vendor-forms">https://www.doa.nc.gov/divisions/purchase-contract/vendor-forms</a></p>
2	<p>In § 5.2, the RFP document states (page 15):</p>	<p>The selected vendor shall furnish all labor, materials, equipment, and services necessary to deliver a complete and fully functional audio-visual system for the Fayetteville State University College of Education facility. The scope of work includes, but is not limited to, the following:</p> <ul style="list-style-type: none"> <li>• Procurement and Installation of AV Equipment, including:</li> <li>• Display monitors, mounting brackets, and supporting hardware</li> </ul> <p>This is in conflict with the T-Drawings, which all state “ALL DISPLAYS AND MOUNTING EQUIPMENT SHALL BE PROVIDED BY OWNER.”</p> <p>Can you please clarify whose responsibility it is to provide the digital signage - not just in the classrooms, but across the campus?</p>	<p>Procurement and installation of display signage/monitors, mounting equipment, and hardware is apart for this AV solicitation and should be considered in the package pricing.</p>
3		<p>In § 2.8 (e) – It states to “See Section 5.0 Specification of Work, Section 5.4 Technical Approach. Be sure to include requested material listed in Section 4.7 Descriptive Literature” – but those are not subsequent sections in the document. Is my own format for Scope of Work, Technical Approach, and Manufacture Literature acceptable?</p>	<p>The provided plans and specifications must be followed for scope. No deviations from the bid documents will be accepted. Vendor is to provide an itemized bid by room for the materials and equipment for its respective area.</p>

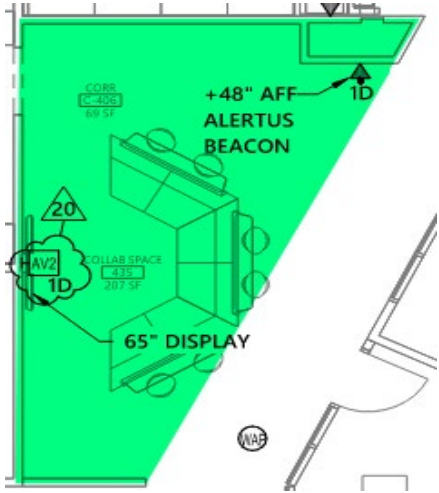
4		Regarding § 2.8 (f), In Bonfire, "ATTACHMENT A: PRICING" is listed as "Unique Per Alternate" and there is no option to download an Excel file. Is there a specific Excel file that you could provide for me to submit with my proposal? If not, would my itemized quote suffice to meet this compliance?	Yes.
5	Please identify how each interactive display is used as the standard	1) Are both displays being used as interactive?	They are both touchscreen
6		2) What video source is connected to each display that is being utilized as interactive?	They are connected back to the Cisco eq
7		3) What device(s) are currently being utilized to extend USB to the display from the source(s)?	Cisco eq please refer to the classroom wiring diagram that was uploaded
8		4) Are the displays ever used for a local presentation only (no conferencing)?	Yes, both in person and hybrid teaching
9	Wireless antennas appear to be connected to Cisco EQ Codec behind confidence monitor in small classroom	What is the use case for these antennae? Wireless content sharing?	Miracast an Airplay
10	Scope	From our takeoffs, below were our counts of room types: CLASSROOM 19 CONFERENCE ROOM 6 CORRIDOR / LOBBY SPACE 10 COURTROOM HUDDLE 5 LARGE CLASSROOM 2 RECEPTIONIST 1 TOUCH PANEL 1 Is this accurate?	For Clarity, please see AV Spaces being bid. Vendor Response section has been summarized AV Spaces Being Bid:  Curriculum Labs • 120, 121, 131, 133, 142, 143, 160, 313 Corridors / Lobbies • 101, 103, C-109, 132A, 200, C-201, C-202, C-204, 300, 400, 435 Receptionist Rooms • 156 Conference Rooms • 152, 320, 338, 412, 422, 444 Classrooms • 210, 212, 213, 215, 216, 217, 219, 220, 221, 223, 310, 311, 314, 315
11	Scope	During the walkthrough, it was mentioned that we would be excluding the Courtroom from our bid submission. Just confirming.	Correct once final design is determined it will be presented to the contractor

12	Scope	<p>There are rooms on the drawings that are not listed as room types in the RFP (“(14) Standard Classrooms, (2) Large Classrooms, (1) Courtroom, (1) Receptionist Rooms, (6) Conference Rooms, (11) Corridor/Lobby Spaces”) For example: SMART RM 128, SMART RM 164, COLLAB SPACE 435          Are these included? And what equipment should be added for this?</p>	<p>These rooms get TV's only as noted on the drawings.</p>				
13	Scope	<p>Are we responsible for supplying the licenses for the Samsung displays used for signage?</p>	<p>No, we will provide our digital signage licenses.</p>				
14	Design	<p>Is there a symbol legend or list that we can reference for the drawings?</p>	<p>Reference drawing sheet T001 for symbol legend.           Drawings for bidding include: TN101, TN102, TN103, TN104, TY101, TY102, TY103, TY104.</p>				
15	Design	<p>During the walkthrough, we saw an example classroom:</p> <ul style="list-style-type: none"> <li>• Two touch displays at the front of the room, each mounted on pull-out mounts</li> <li>• Codec mounted behind the displays, accessible via a slide-out mount</li> <li>• Quad camera positioned above the front displays</li> <li>• Rear PTZ (pan-tilt-zoom) camera installed</li> <li>• Ceiling microphone for audio capture</li> <li>• In-ceiling speakers for sound distribution</li> <li>• Touch 10 control panel mounted on the wall by the lectern</li> <li>• Confidence monitor located at the back of the room</li> <li>• PC at the lectern with a local monitor. Second PC output routed to the front displays (mirrored on both) using a matrix installed at the lectern</li> </ul> <p>However, on the drawings, some classrooms don't show confidence monitors or touch panels. Is it safe to assume that they will all have the same equipment (with minor qty differences based on room size)?</p>	<p>Yes, some of the early designs did not have the confidence monitor but all will have confidence monitor and touchscreen control panel.</p>				
16	Design	<p>The equipment list has Panduit parts for raceways. However, during the walk-through it was mentioned we wouldn't need any as we would have floor boxes and direct paths for all of our wiring. Is that confirmed?</p> <table border="1" data-bbox="402 1837 967 1938"> <tr> <td data-bbox="402 1837 548 1885">AFR4BCBL6</td> <td data-bbox="548 1837 967 1885">Panduit Pan-Way - Cable raceway - floor mountable - 6 ft - black</td> </tr> <tr> <td data-bbox="402 1885 548 1938">AFR4RABL</td> <td data-bbox="548 1885 967 1938">Panduit Pan-Way - Cable raceway angled fitting - floor mountable - black</td> </tr> </table>	AFR4BCBL6	Panduit Pan-Way - Cable raceway - floor mountable - 6 ft - black	AFR4RABL	Panduit Pan-Way - Cable raceway angled fitting - floor mountable - black	<p>Correct, Panduit will not be needed as it is new construction.</p>
AFR4BCBL6	Panduit Pan-Way - Cable raceway - floor mountable - 6 ft - black						
AFR4RABL	Panduit Pan-Way - Cable raceway angled fitting - floor mountable - black						

17	Design	The equipment list doesn't show the Sound Control extender for the Cisco PTZ cameras. Confirming we can add.	Yes.
18	Design	<p>The wiring inside the lectern for the "sample classroom" was a bit messy. See below: Could we add a mini 6RU rack to keep everything organized and clean?</p> 	Yes.
19	Design	Are there schematic / signal flow drawings we could reference for these room types?	Added to the document library and attached to this addendum for reference.
20	Design	There are rooms that don't follow the traditional classroom layout (ie. LIT READ LAB 143). Would they still have the same standard classroom equipment and design?	No, the labs only have the TV's not the full build out
21	Design	What equipment goes in the Receptionist Room Type (ie. RECEPTION 156)?	65" Display

22	Design	<p>The drawings show corridor displays as 42" displays but during the walk-through it was mentioned that all Elevator Lobby displays should be 65". Does this apply to all corridor displays (ie. CORR C-109)?</p> 	<p>Yes, this was a change please move all to 65".</p>
23	Design	<p>There is a TP symbol near VEST 100. What is this used for?</p> 	<p>Reference drawing sheet T001 for "TP " symbol description.</p>

<p>24</p>		<p>The equipment list has the following note: However, during the walk-through it was mentioned that the additional displays in the large classrooms didn't need to be touch. Is that accurate?</p> <table border="1" data-bbox="397 388 966 451"> <tr> <td data-bbox="397 388 544 451">WA86D</td> <td data-bbox="544 388 966 451">WA86D Samsung Monitor 2 per classroom for standard Room, 4 Needed for large classrooms</td> </tr> </table>	WA86D	WA86D Samsung Monitor 2 per classroom for standard Room, 4 Needed for large classrooms	<p>No, this is a requested change we would like all of the classroom front walls to be touch WA86D</p>
WA86D	WA86D Samsung Monitor 2 per classroom for standard Room, 4 Needed for large classrooms				
<p>25</p>		<p>What room type is LG CONF 412? Looks like a classroom but has "CONF" in the name.</p>  <p>The floor plan shows a large rectangular room labeled 'LG CONF 412' with an area of 872 SF. The room is highlighted in green. It features two '85" DISPLAY' units, one at the top and one at the bottom. There are two 'P788 2D' projectors, one on the left wall and one on the right wall. A '2D MIC' is located near the bottom projector. The room is furnished with rows of chairs and tables. To the left of the main room is a smaller area labeled 'GRAD ASST TD 413' with an area of 195 SF. Other labels include 'TP', 'AV2 1D', and '20'.</p>	<p>Conference Room</p>		

26		<p>What room type is COLLAB SPACE 435?</p> 	<p>Open collaboration with 1 65" display.</p>
27	<p>Bid Spec</p>	<p>Document calls for "accordance with the Fayetteville State University's Technical Standards" (on page 15)... can this document be provided?</p>	<p>See attached "FSU ITS - Design Standards and Guidelines"</p>

**Failure to acknowledge receipt of this addendum may result in rejection of the response.**

Check ONE of the following options:

- Bid has not been submitted. Any changes resulting from this addendum are included in our bid response.
- Bid has been submitted. No changes resulted from this addendum.
- Bid has been submitted. Changes resulting from this addendum are as follows:

**Execute Addendum:**

**Offeror:** \_\_\_\_\_

**Authorized Signature:** \_\_\_\_\_

**Name and Titled (Typed):** \_\_\_\_\_

**Date:** \_\_\_\_\_



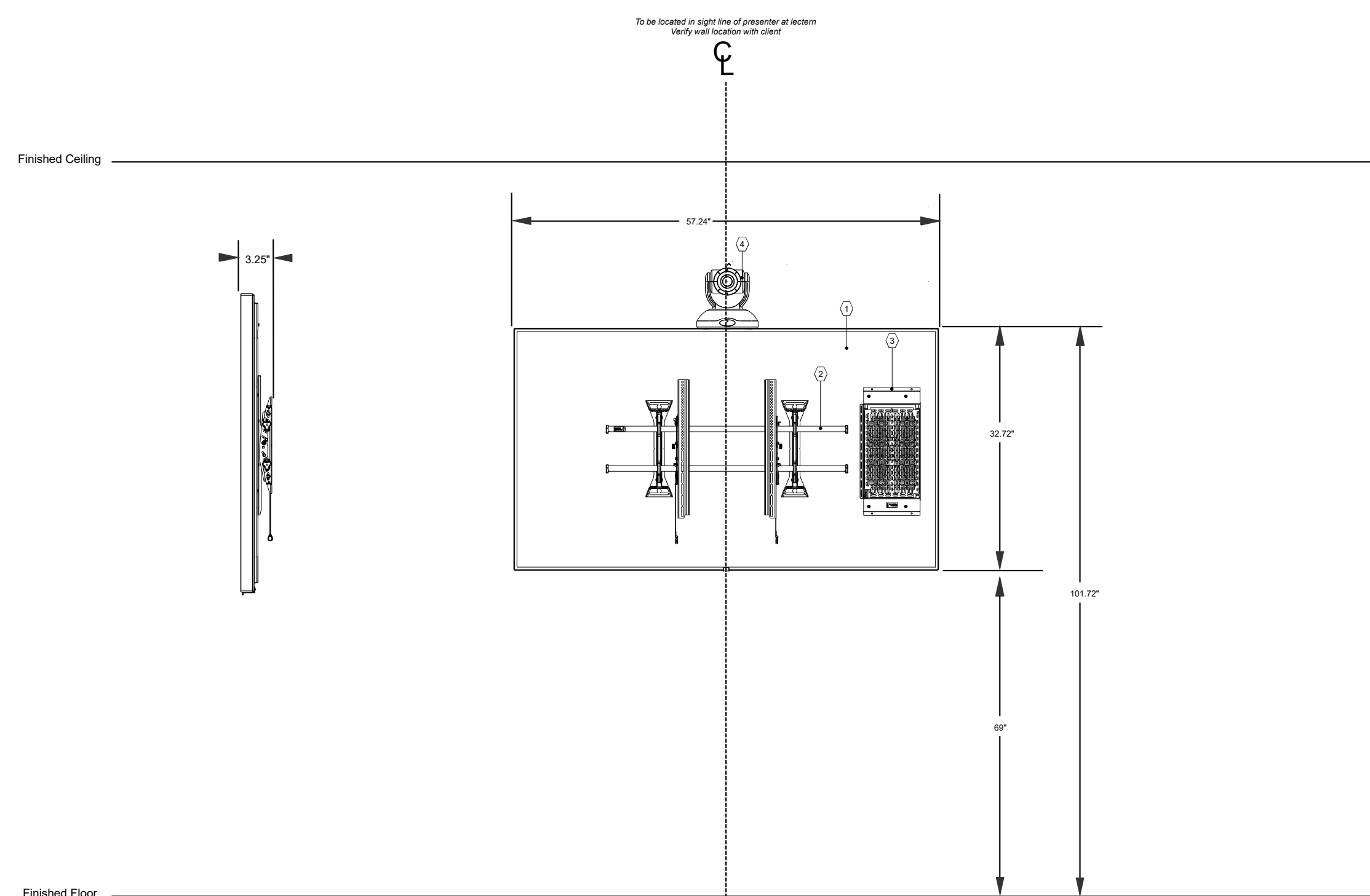




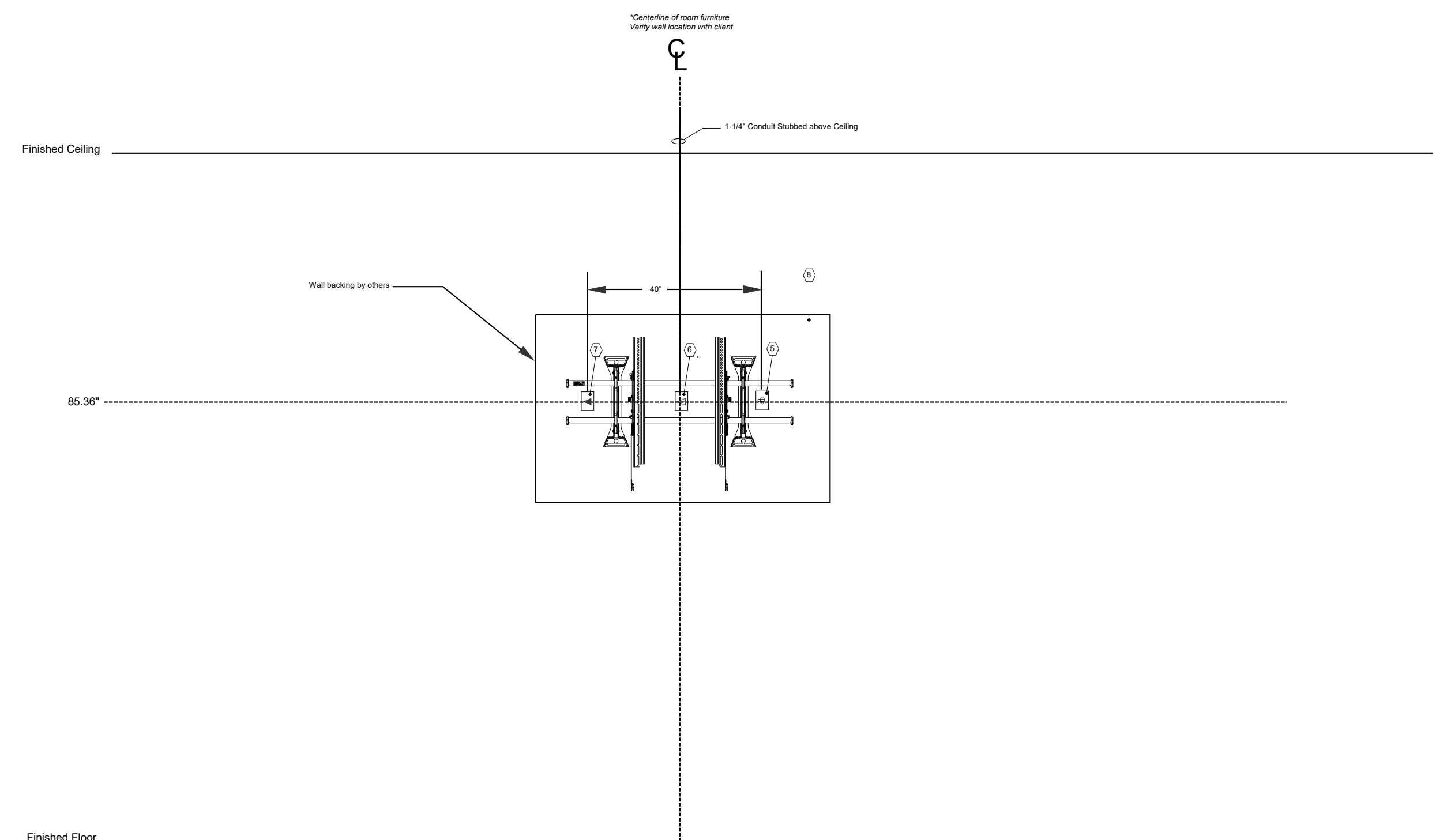
**Sheet Notes:**

- 1) All rough-in dimensions are given to the center of the respective junction box.
- 2) All power and data requirements represent a minimum for the AV system being installed. If additional power or data are required at any locations, this information will need to be coordinated with the Electrical Contractor (E.C.) chosen.
- 3) E.C. is responsible for providing all power, data, and junction box rough-ins as shown below.
- 4) E.C. to appropriately size data and electrical conduit for the quantities shown below.
- 5) E.C. to provide pull strings in all conduit pathways.
- 6) Electrical circuits are for AV use only. Do not share with non-AV loads. Do not exceed 80% capacity.
- 7) All AV circuits must originate from same phase and use the same panel board.
- 8) All AV circuits must include auxiliary equipment grounding conductor.
- 9) All Data ports should support POE + (802.3at)
- 10) The Centerline shown in the drawing below should be coordinated with the furniture in the room to ensure the display is centered on the furniture in the space.
- 11) All trades are to follow the local rules, codes, and regulations as outlined by the Authority Having Jurisdiction (AHJ).
- 12) Elevations shown are for reference only. The actual height will be determined by the issued architectural drawing set.

- LEGEND**
- ① Samsung Q800B Display
  - ② Chief LTM11 Display TR Wall Mount
  - ③ Chief CSSLP15X10 Wall Mount Proximity Storage Panel
  - ④ Chief 48PTC Camera
  - ⑤ Display Recessed by E.C. Dedicated 15.20AMP - 120V Circuit (E.T.S. 800)
  - ⑥ Single gang box or LV1 with 1-1/4" conduit stubbed above ceiling or pull string as determined by AHJ
  - ⑦ Qty 1 Data line
  - ⑧ 3/4" Plywood Wall Backing by G.C.



4 65" Rear Wall Display and Camera Elevation  
NTS



5 65" Rear Wall Display Riser  
NTS

Vertical column of empty rectangular boxes for notes or specifications.